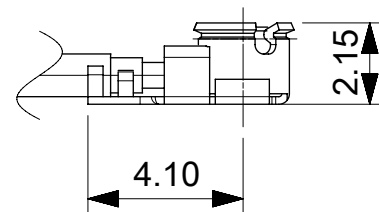
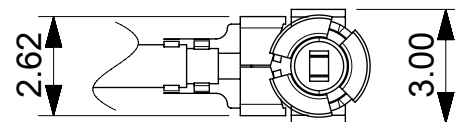
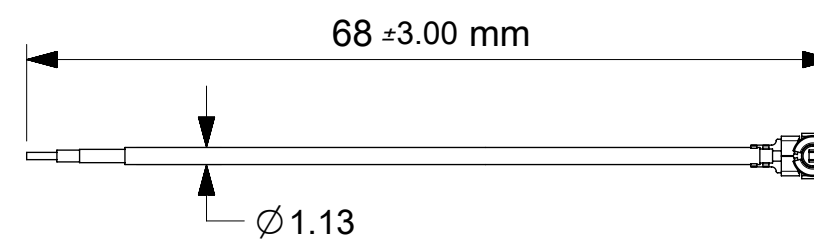


3D VIEW



CONNECTOR



CABLE

Material		
No.	Part name	Spec
1	Antenna	Dielectric Ceramics
2	PCB	FR4
3	Shielding	Tin plate
4	RF cable	Ø 1.13mm ± 0.15mm
5	RF connector	IPEX-1

NOTE:  
 1. MATERIAL: CERAMIC  
 2. Ag THICKNESS: 3-5um  
 3. GENERAL COSMETIC APPEARANCE AS DEFINED BY MOLEX COSMETIC SPECIFICATION

SYMBOLS		THIS DRAWING CONTAINS INFORMATION THAT IS PROPRIETARY TO MOLEX ELECTRONIC TECHNOLOGIES, LLC AND SHOULD NOT BE USED WITHOUT WRITTEN PERMISSION		CURRENT REV DESC:		<b>molex</b>	
▽ = 0	mm	SCALE	2:1	EC NO: 172828			
▽ = 0	GENERAL TOLERANCES (UNLESS SPECIFIED)		DRWN: KCHENG06		2018/02/14	PRODUCT CUSTOMER DRAWING	
▽ = 0	ANGULAR TOL ± 0.5°		CHK'D: KCHENG06		2018/03/22	DOCUMENT NUMBER	
▽ = 0	4 PLACES ± 0.0		APPR: XJSONG		2018/03/22	2066400001	
▽ = 0	3 PLACES ± 0.0		INITIAL REVISION:		DOC TYPE		PSD
▽ = 0	2 PLACES ± 0.3		DRWN: KCHENG06		2018/02/14	DOC PART	
▽ = 0	1 PLACE ± 0.5		APPR: XJSONG		2018/03/22	REVISION	
▽ = 0	0 PLACES ± 1.0		DRAFT WHERE APPLICABLE MUST REMAIN WITHIN DIMENSIONS		SERIES		A
□ = 0	THIRD ANGLE PROJECTION		DRAWING		MATERIAL NUMBER		206640
■ = 0	DRAWING		A3-SIZE		CUSTOMER		GENERAL MARKET
▽ = 0	SHEET NUMBER		206640		SHEET NUMBER		1 OF 1